



ABBY
LIGHTING

DOWNLIGHT - RECESS : **iNFINITY RR 15W**

TECHNICAL SPECIFICATIONS

PRODUCT REFERENCE

Environment Indoor
Installation Ceiling Recess

CONSTRUCTION & MATERIALS

Housing Aluminium & Steel
Lens or Diffuser Micro Prism, Clear Etched PMMA
Reflector Micro Brite Pre-Anodised Aluminum
Finish Powder Painted White

THERMAL MANAGEMENT

Heat Sink Material Aluminium
Cooling Technique Passive

OPTICAL SYSTEM

Beam Angles (FWHM)^o General Illumination Wide
Beam Direction Fixed
Tilt No
Swivel No

ELECTRICAL SYSTEM

Driven With Constant Current Driver
Input Voltage 220V- 240V
Input Power 14.25w
Power Factor >0.9
ATHD <10%
Control Gear Mounting Remote



DIMMING

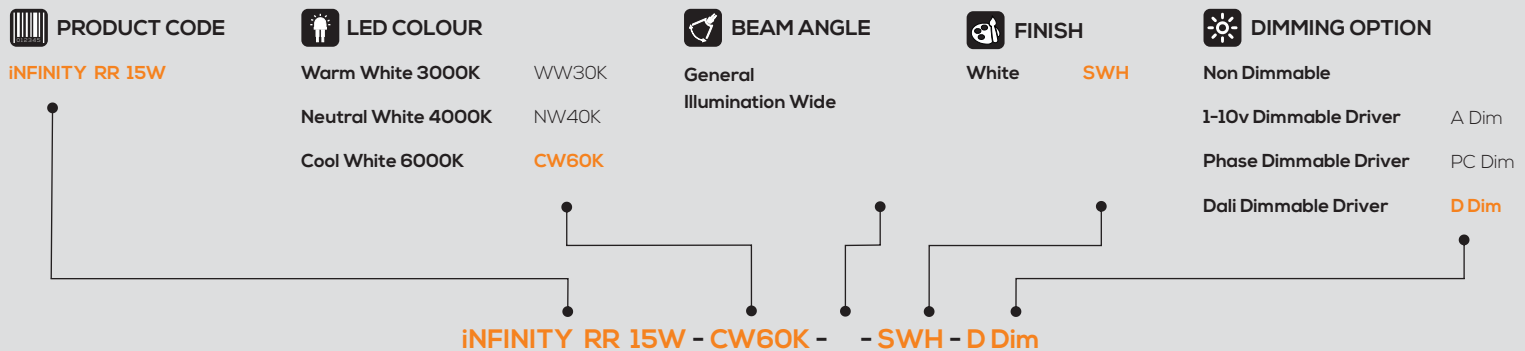
Dimming Options Consult ABBY Representative

LED TECHNOLOGY

Led Fitted CREE
Lumen Output System (Delivered)* 782 832 874
Efficacy (System - lm/watt)* 55 58 61
Co-related Colour Temp. 3000K 4000K 6000K
Led Life Time @ L70 / B10 50,000 hours
Colour Rendering CRI >80

ORDERING INFORMATION

While ordering mention **one code from each** of the following columns

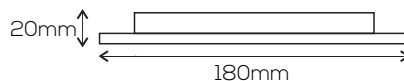


This is the ordering code for a iNFINITY RR 15W in Cool White, General Illumination Wide, White Finish, and Dali Dimmable Driver.

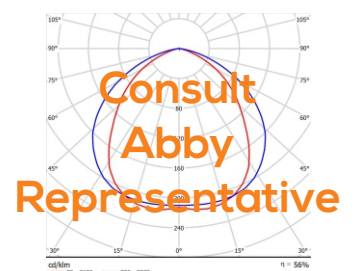
INSTALLATION

Cutout in mm 170 mm
Min void in ceiling height 25 mm
Installation by Spring clips

LINE DRAWING



PHOTOMETRY



APPLICATION LEGEND



Abby tries to ensure all data and information is correct at the time of publication. Data provided is for information purposes only. *Output data figures stated are typical values.