

Surface

iPlane SC 20w



Product Reference

Environment	Indoor
Installation	Ceiling surface

Construction and Materials

Housing	Aluminium
Lens or Diffuser	White PMMA,78%; Clear-etched PMMA
Reflector	White optics
Finish	Powder painted white

Thermal Management

Heat Sink material	Aluminium
Cooling technique	Passive

Optical system

Beam Angles	General illumination-wide
Beam Direction	Fixed
Tilt	No
Swivel	No

Light technology

Led fitted	Samsung
Lumen Output at source	1875 1875 2016 2016
Co-related Color temp.	2700K 3000K 4000K 6000K
Led life time @ L70	35,000 hours
Colour rendering	>80

Electrical System

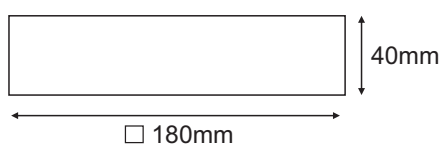
Driven with	Constant current driver
Input Voltage	100V-240V
Input Power	19.4w
Power Factor	>0.92
ATHD	<15%
Control Gear mounting	Remote

Dimming

Optional- Consult Abby Representative

Installation

Installation by Ceiling bracket (provided)



Ordering Information

iPlane SC 20w

Product code

iPlane SC 20w, Warm white 3000K, General illumination-wide, White Phase dimmable driver

iPlane SC 20w/WW30K/ / /PHA

LED colour

Warm white 2700K	WW27K
Warm white 3000K	WW30K
Neutral white 4000K	NW40K
Cool white 6000K	CW60K

Beam Angle

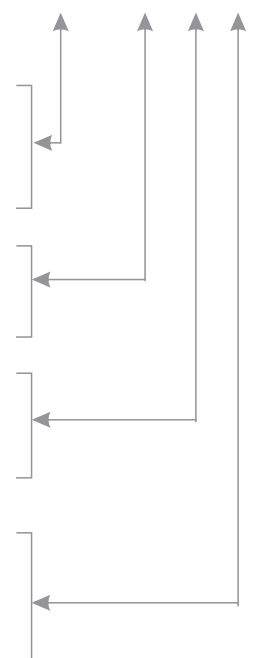
General illumination-wide

Finish

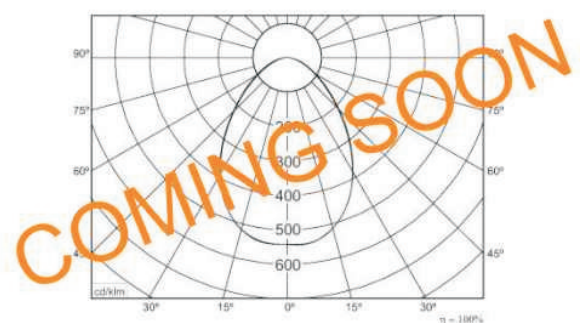
White

Dimming option

Non dimmable	
1-10v dimmable driver	1-10
Phase dimmable driver	PHA
Dali dimmable driver	DAL



Photometry



Application Legend



Abby tries to ensure all data and information is correct at the time of publication. Data provided is for information purposes only. Output data figures stated are typical values.