

Twinline P OPD 180 | 30W

Product Reference

Environment Indoor

Installation Ceiling Suspended

Construction & Materials

Housing Extruded Aluminium

Primary Lens -

Primary Reflector -

Secondary Reflector -

Body Finish White,Black,Custom

Diffuser Premium high-transmission opal

Antiglare Baffle -

Thermal Management

Heat Sink Material Aluminium

Cooling Technique Passive Cooling

Optical System

Beam Direction General Diffuse

Tilt No

Swivel No

Electrical System

Driven with Constant Current Driver

Input Voltage/Hz 220V- 240V/50-60Hz

Control Gear Included

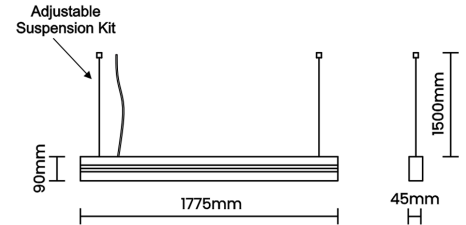

Mounting Integral

LED Power Watts 25.6W

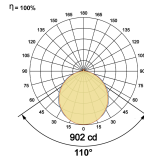
System Power Watts 29.4W

Operating Voltage Vin 220-240 Vac

Power Factor p.f. > 0.95



Light Distribution



LED Technology

Binning 3 Step MacAdam

LED Life Time @ L80/B10 >50000 hours

Colour Rendering (CRI) CRI80,CRI90

Led Type SMD mid power

LED Fitted Osram/Samsung Mid power LED array 32V-36Vdc/750mA

Controls

Standard Switchable On/Off

Optional DDIM,CASAMBI,Non Dimmable

Ordering Details

Code Example:	Name	Watt	CCT	CRI	Angle	Finish	Control
	Twinline P OPD 180	30W	WW27K	CRI80	110	SWH	On/Off

Select one from each column with highlighted values to create the ordering code

NAME	WATT	LUMEN	EFFICACY	CCT	CRI	ANGLE	FINISH	CONTROL				
Twinline P OPD 180	30W	2440	83	2700K	WW27K	CRI80	110	White	SWH	Non Dimmable	On/Off	
		2499	85	3000K	WW30K			CRI90	Black	SBL	Dali Dimmable	DDIM
		2617	89	4000K	NW40K				Custom	CSM	Casambi	CBTM
		2675	91	5700K	CW57K							
				2700K-5700K	TW							
Twinline P OPD 180	30W			WW27K	CRI80	110	SWH	On/Off				

