

# TownSquare R 90 | 80W

## Product Reference

Environment Indoor

Installation Ceiling Recess

## Construction & Materials

Housing Extruded and Sheet Aluminium

Primary Lens -

Primary Reflector White Optics

Secondary Reflector -

Body Finish White,Black,Custom

Diffuser Opal PC, Microprismatic

Antiglare Baffle -

## Thermal Management

Heat Sink Material Aluminium

Cooling Technique Passive Cooling

## Optical System

Beam Direction General Diffuse

Tilt No

Swivel No

## Electrical System

Driven with Constant Current Driver

Input Voltage/Hz 220V- 240V/50-60Hz

Control Gear Included

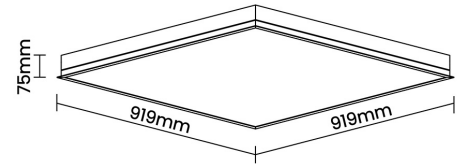

Mounting Integral

LED Power Watts 68.5W

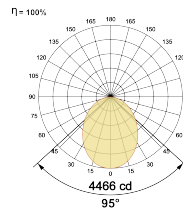
System Power Watts 78.7W

Operating Voltage  $V_{in}$  220-240 Vac

Power Factor p.f. > 0.95



## Light Distribution



## LED Technology

Binning 3 Step MacAdam

LED Life Time @ L80/B10 >50000 hours

Colour Rendering (CRI) CRI80,CRI90

Led Type SMD mid power

LED Fitted Osram/Samsung Mid power LED array 42V-48Vdc/1550mA

## Controls

Standard Switchable On/Off

Optional DDIM,CASAMBI,Non Dimmable

## Ordering Details

Code Example:	Name	Watt	CCT	CRI	Angle	Finish	Control
	<b>TownSquare R 90</b>	<b>80W</b>	<b>WW27K</b>	<b>CRI80</b>	<b>95°</b>	<b>SWH</b>	<b>On/Off</b>

Select one from each column with highlighted values to create the ordering code

NAME	WATT	LUMEN	EFFICACY	CCT	CRI	ANGLE	FINISH	CONTROL
TownSquare R 90	80W	9838	125	2700K	<b>WW27K</b>	<b>CRI80</b>	White <b>SWH</b> Black <b>SBL</b> Custom <b>CSM</b>	Non Dimmable <b>On/Off</b>
		10152	129	3000K	<b>WW30K</b>	CRI90		Phase Dimmable <b>PDIM</b>
		10782	137	4000K	<b>NW40K</b>			Casambi <b>CBTM</b>
		11018	140	5700K	<b>CW57K</b>			
				2700K-5700K	<b>TW</b>			
TownSquare R 90	80W			<b>WW27K</b>	<b>CRI80</b>	<b>95°</b>	<b>SWH</b>	<b>On/Off</b>

