

# LightLine 60 | 20W

## Product Reference

Environment Indoor

Installation Ceiling Recess

## Construction & Materials

Housing Extruded Aluminium

Primary Lens -

Primary Reflector -

Secondary Reflector -

Body Finish White

Diffuser Premium high-transmission opal

Antiglare Baffle -

## Thermal Management

Heat Sink Material Aluminium

Cooling Technique Passive Cooling

## Optical System

Beam Direction General Diffuse

Tilt No

Swivel No

## Electrical System

Driven with Constant Current Driver

Input Voltage/Hz 220V- 240V/50-60Hz

Control Gear Included

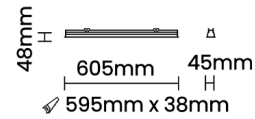

Mounting Remote

LED Power Watts 16.7W

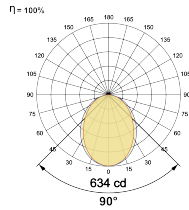
System Power Watts 19.20W

Operating Voltage Vin 220-240 Vac

Power Factor p.f. > 0.95



## Light Distribution



## LED Technology

Binning 3 Step MacAdam

LED Life Time @ L80/B10 >50000 hours

Colour Rendering (CRI) CRI80,CRI90

Led Type SMD mid power

LED Fitted Osram/Samsung Mid power LED array 32V-38Vdc/500mA

## Controls

Standard Switchable On/Off

Optional PDIM,DDIM,CASAMBI,Non Dimmable

## Ordering Details

Code Example:	Name	Watt	CCT	CRI	Angle	Finish	Control
	<b>LightLine 60</b>	<b>20W</b>	<b>WW27K</b>	<b>CRI80</b>	<b>90°</b>	<b>SWH</b>	<b>On/Off</b>

Select one from each column with highlighted values to create the ordering code

NAME	WATT	LUMEN	EFFICACY	CCT	CRI	ANGLE	FINISH	CONTROL	
<b>LightLine 60</b>	<b>20W</b>	1325	69	2700K	<b>WW27K</b>	90°	White <b>SWH</b>	Non Dimmable	<b>On/Off</b>
		1363	71	3000K	<b>WW30K</b>			Phase Dimmable	<b>PDIM</b>
		1440	75	4000K	<b>NW40K</b>			Dali Dimmable	<b>DDIM</b>
		1478	77	5700K	<b>CW57K</b>			Casambi	<b>CBTM</b>
				2700K-5700K	<b>TW</b>				
<b>LightLine 60</b>	<b>20W</b>			<b>WW27K</b>	<b>CRI80</b>	<b>90°</b>	<b>SWH</b>	<b>On/Off</b>	