

# Flute R 120 | 26W

## Product Reference

Environment Indoor

Installation Ceiling Recess

## Construction & Materials

Housing Aluminium Extrusion

Primary Lens -

Primary Reflector PC metallised

Secondary Reflector Black Raster – ABS

Body Finish White,Black

Diffuser -

Antiglare Baffle -

## Thermal Management

Heat Sink Material Aluminium

Cooling Technique Passive Cooling

## Optical System

Beam Direction Fixed Asymmetric

Tilt No

Swivel No

## Electrical System

Driven with Constant Current Driver

Input Voltage/Hz 220V- 240V/50-60Hz

Control Gear Included

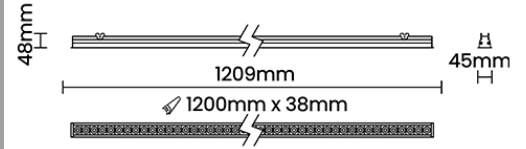

Mounting Remote

LED Power Watts 22.6W

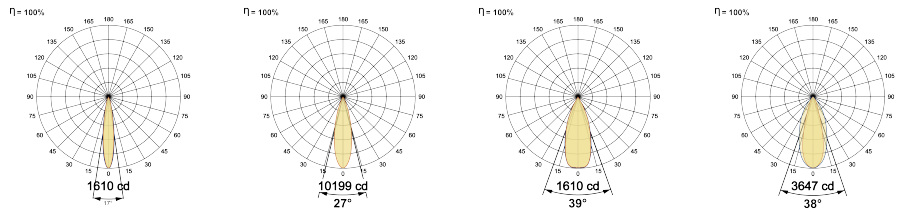
System Power Watts 26.0W

Operating Voltage  $V_{in}$  220-240 Vac

Power Factor p.f. > 0.95



## Light Distribution



## LED Technology

Binning 3 Step MacAdam

LED Life Time @ L80/B10 >50000 hours

Colour Rendering (CRI) CRI80,CRI90

Led Type SMD mid power

LED Fitted Osram/Samsung Mid power LED array 42V-46Vdc/500mA

## Controls

Standard Switchable On/Off

Optional DDIM,CASAMBI,Non Dimmable

## Ordering Details

Code Example:	Name	Watt	CCT	CRI	Angle	Finish	Control
	<b>Flute R 120</b>	<b>26W</b>	<b>WW27K</b>	<b>CRI80</b>	<b>17°(SS)</b>	<b>SWH</b>	<b>On/Off</b>

Select one from each column with highlighted values to create the ordering code

NAME	WATT	LUMEN	EFFICACY	CCT	CRI	ANGLE	FINISH	CONTROL
Flute R 120	26W	2340	90	2700K	WW27K	CRI80	17°(SS) 27°(MD)	Non Dimmable On/Off
		2418	93	3000K	WW30K	CRI90	27°(MD)	Dali Dimmable DDIM
		2548	98	4000K	NW40K		39°(WD)	Casambi CBTM
		2600	100	5700K	CW57K	(ASY)		
				2700K-5700K	TW			
Flute R 120	26W			WW27K	CRI80	17°(SS)	SWH	On/Off