

Roa S MPD 180 | 60W

Product Reference

Environment Indoor

Installation Ceiling Surface

Construction & Materials

Housing Extruded Aluminium

Primary Lens -

Primary Reflector -

Secondary Reflector -

Body Finish White,Black,Custom

Diffuser Microprismatic

Antiglare Baffle -

Thermal Management

Heat Sink Material Aluminium

Cooling Technique Passive Cooling

Optical System

Beam Direction General Diffuse

Tilt No

Swivel No

Electrical System

Driven with Constant Current Driver

Input Voltage/Hz 220V- 240V/50-60Hz

Control Gear Included

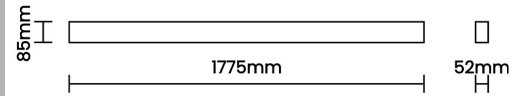

Mounting Integral

LED Power Watts 51.2W

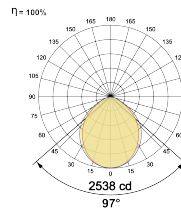
System Power Watts 58.9W

Operating Voltage Vin 220-240 Vac

Power Factor p.f. > 0.95



Light Distribution



LED Technology

Binning 3 Step MacAdam

LED Life Time @ L80/B10 >50000 hours

Colour Rendering (CRI) CRI80,CRI90

Led Type SMD mid power

LED Fitted Samsung Mid power LED array 32V-36Vdc/1550ma

Controls

Standard Switchable On/Off

Optional DDIM,CASAMBI,Non Dimmable

Ordering Details

Code Example:	Name	Watt	CCT	CRI	Angle	Finish	Control
	Roa S MPD 180	60W	WW27K	CRI80	97°	SWH	On/Off

Select one from each column with highlighted values to create the ordering code

NAME	WATT	LUMEN	EFFICACY	CCT	CRI	ANGLE	FINISH	CONTROL
Roa S MPD 180	60W	5301	90	2700K	WW27K	97°	White	Non Dimmable
		5478	93	3000K	WW30K		Black	Dali Dimmable
		5772	98	4000K	NW40K		Custom	Casambi
		5890	100	5700K	CW57K		CSM	CBTM
				2700K-5700K	TW			
Roa S MPD 180	60W			WW27K	CRI80	97°	SWH	On/Off

