

# iGraze 120 | 40W

## Product Reference

Environment Outdoor

Installation Ceiling Surface, Floor Surface, Wall Surface, Wall Surface

## Construction & Materials

Housing Extruded and Die Cast Aluminium

Primary Lens PMMA, Tempered Glass Visor

Primary Reflector -

Secondary Reflector -

Body Finish Anodised Aluminium

Diffuser -

Antiglare Baffle -

## Thermal Management

Heat Sink Material Aluminium

Cooling Technique Passive Cooling

## Optical System

Beam Direction Adjustable

Tilt Yes

Swivel No

## Electrical System

Driven with Constant Current Driver

Input Voltage/Hz 220V- 240V/50-60Hz

Control Gear Included

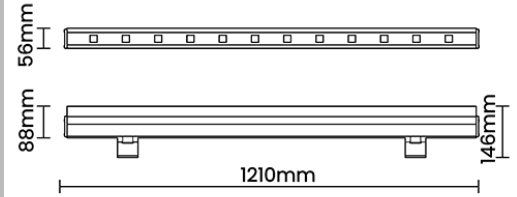

Mounting Integral

LED Power Watts 31.5W

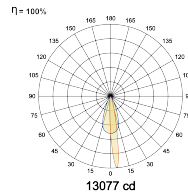
System Power Watts 36.2W

Operating Voltage Vin 220-240 Vac

Power Factor p.f. > 0.95



## Light Distribution



## LED Technology

Binning 2 Step MacAdam

LED Life Time @ L80/B10 >50000 hours

Colour Rendering (CRI) CRI90

Led Type SMD high power

LED Fitted -

## Controls

Standard Switchable On/Off

Optional Non Dimmable

## Ordering Details

Code Example:	Name	Watt	CCT	CRI	Angle	Finish	Control
	<b>iGraze 120</b>	<b>40W</b>	<b>WW27K</b>	<b>CRI90</b>	<b>21°x9° REC</b>	<b>AL</b>	<b>On/Off</b>

Select one from each column with highlighted values to create the ordering code

NAME	WATT	LUMEN	EFFICACY	CCT	CRI	ANGLE	FINISH	CONTROL
<b>iGraze 120</b>	<b>40W</b>	2498	69	2700K	<b>WW27K</b>	21°x9° REC	Anodised Aluminium	<b>AL</b>
		2606	72	3000K	<b>WW30K</b>			
		2824	78	4000K	<b>NW40K</b>			
		2932	81	5700K	<b>CW57K</b>			
<b>iGraze 120</b>	<b>40W</b>			<b>WW27K</b>	<b>CRI90</b>	<b>21°x9° REC</b>	<b>AL</b>	<b>On/Off</b>