

Tango 50 | 10W

Product Reference

Environment Indoor

Installation Track Mounted

Construction & Materials

Housing Extruded and Die Cast Aluminium

Primary Lens PMMA

Primary Reflector PC metallised

Secondary Reflector -

Body Finish White,Black

Diffuser -

Antiglare Baffle -

Thermal Management

Heat Sink Material Aluminium

Cooling Technique Passive Cooling

Optical System

Beam Direction Adjustable

Tilt Yes

Swivel Yes

Electrical System

Driven with Constant Current Driver

Input Voltage/Hz 220V- 240V/50-60Hz

Control Gear Included

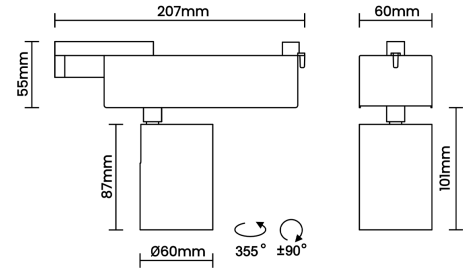

Mounting Integral

LED Power Watts 9.1W

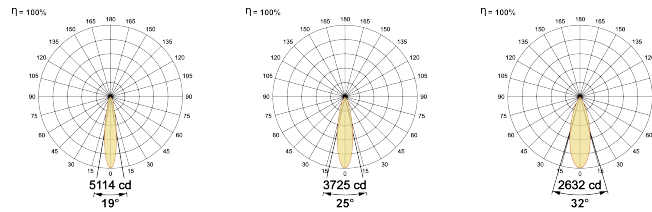
System Power Watts 10.5W

Operating Voltage Vin 220-240 Vac

Power Factor p.f. > 0.95



Light Distribution



LED Technology

Binning 3 Step MacAdam

LED Life Time @ L80/B10 >50000 hours

Colour Rendering (CRI) CRI80,CRI90

Led Type COB

LED Fitted CREE COB LED 36Vdc/250mA

Controls

Standard Switchable On/Off

Optional PDIM,DDIM,BTTM,CASAMBI,Non Dimmable

Ordering Details

Code Example:	Name	Watt	CCT	CRI	Angle	Finish	Control
	Tango 50	10W	WW27K	CRI80	19°(SS)	SWH	On/Off

Select one from each column with highlighted values to create the ordering code

NAME	WATT	LUMEN	EFFICACY	CCT	CRI	ANGLE	FINISH	CONTROL		
Tango 50	10W	977	93	2700K	WW27K	CRI80	19°(SS)	White SWH	Non Dimmable On/Off	
		1061	101	3000K	WW30K	CRI90	25°(MD)	Black SBL	Phase Dimmable PDIM	
		1124	107	4000K	NW40K		32°(WD)		Dali Dimmable DDIM	
		1155	110	5700K	CW57K				Bluetooth Dimmable BTTM	
					2700K-5700K	TW				Casambi CBTM
					Warm to Dim	W2D				
Tango 50	10W			WW27K	CRI80	19°(SS)	SWH	On/Off		