

Spot On Framer 48V |

7.2W

Product Reference

Environment Indoor
 Installation Track Mounted

Construction & Materials

Housing Aluminium
 Primary Lens PMMA
 Primary Reflector -
 Secondary Reflector -
 Body Finish Black
 Diffuser -
 Antiglare Baffle -

Thermal Management

Heat Sink Material Aluminium
 Cooling Technique Passive Cooling

Optical System

Beam Direction Adjustable
 Tilt Yes
 Swivel Yes

Electrical System

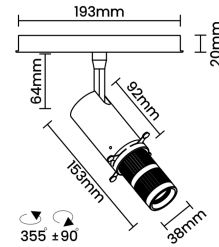

Driven with Constant Voltage Driver
 Input Voltage/Hz 48V
 Control Gear Included
 Mounting Remote
 LED Power Watts 7.2W
 System Power Watts -
 Operating Voltage Vin 48V
 Power Factor p.f. -

Ordering Details

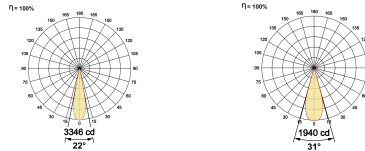
Code Example:	Name	Watt	CCT	CRI	Angle	Finish	Control
	Spot On Framer 48V	7.2W	WW27K	CRI80	22°-31°	SBL	On/Off

Select one from each column with highlighted values to create the ordering code

NAME	WATT	LUMEN	EFFICACY	CCT	CRI	ANGLE	FINISH	CONTROL
Spot On Framer 48V	7.2W	468	65	2700K	WW27K	22°-31°	Black SBL	Non Dimmable On/Off
		485	67	3000K	WW30K			Dali Dimmable DDIM
		510	71	4000K	NW40K			
		519	72	5700K	CW57K			
Spot On Framer 48V	7.2W			WW27K	CRI80	22°-31°	SBL	On/Off



Light Distribution



LED Technology

Binning 3 Step MacAdam
 LED Life Time @ L70/B10 >50000 hours
 Colour Rendering (CRI) CRI80,CRI90
 Led Type COB
 LED Fitted Cree COB LED 36Vdc/200mA

Controls

Standard Switchable On/Off
 Optional DDIM, Non Dimmable