

Circulo R 90 | 68W

Product Reference

Environment Indoor

Installation Ceiling Recess

Construction & Materials

Housing Extruded and Sheet Aluminium

Primary Lens -

Primary Reflector White Optics

Secondary Reflector -

Body Finish White,Black,Custom

Diffuser Opal PC, Microprismatic

Antiglare Baffle -

Thermal Management

Heat Sink Material Aluminium

Cooling Technique Passive Cooling

Optical System

Beam Direction General Diffuse

Tilt No

Swivel No

Electrical System

Driven with Constant Current Driver

Input Voltage/Hz 220V- 240V/50-60Hz

Control Gear Included

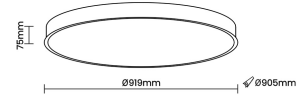
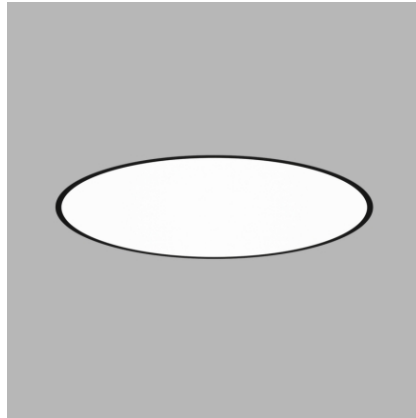
Mounting Integral

LED Power Watts 58.7W

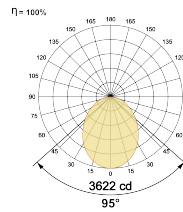
System Power Watts 67.5W

Operating Voltage Vin 220-240 Vac

Power Factor p.f. > 0.95



Light Distribution



LED Technology

Binning 3 Step MacAdam

LED Life Time @ L70/B10 >50000 hours

Colour Rendering (CRI) CRI80,CRI90

Led Type SMD mid power

LED Fitted Samsung Mid power LED array 43V-48Vdc/1400mA

Controls

Standard Switchable On/Off

Optional DDIM,CASAMBI,Non Dimmable

Ordering Details

Code Example:	Name	Watt	CCT	CRI	Angle	Finish	Control
	Circulo R 90	68W	WW27K	CRI80	96°	SWH	On/Off

Select one from each column with highlighted values to create the ordering code

NAME	WATT	LUMEN	EFFICACY	CCT		CRI	ANGLE	FINISH		CONTROL	
Circulo R 90	68W	8573	127	2700K	WW27K	CRI80	96°	White	SWH	Non Dimmable	On/Off
		8708	129	3000K	WW30K	CRI90		Black	SBL	Dali Dimmable	DDIM
		8910	132	4000K	NW40K			Custom	CSM	Casambi	CBTM
		9045	134	5700K	CW57K						
				2700K-5700K	TW						
Circulo R 90	68W			WW27K		CRI80	96°	SWH		On/Off	